
DATA SHEET. Model: GLA-250B-2.

Self-contained emergency luminaire with maintained functioning of the G Basic Led Autotest Series.



Description

Self-contained emergency luminaire with Autotest function for surface mounting, recessed mounting through spring kit, flush mounting through flushing frame or watertight mounting through watertight housing. Illumination through LED strip without internal diffuser.

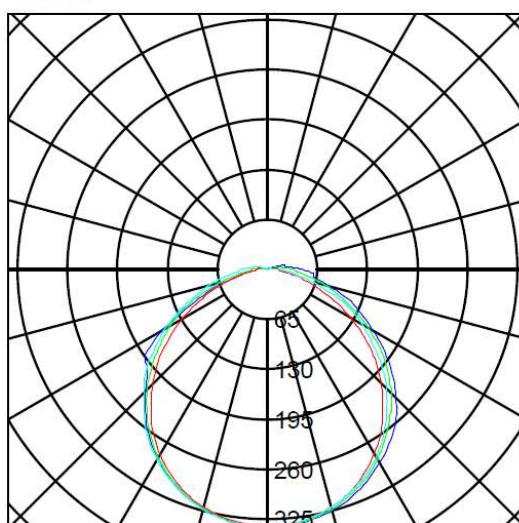
Modern and sharp-edged design with transparent, soft opal (-8%) or strong opal (-30%) diffuser.

Technical characteristics

Lamp in emergency	5 x LED White 5,700 K
Lamp in maintained	5 x LED Blanco 5,700 K
Flux in emergency	250 lm
Flux in maintained	250 lm
Charge indicator LED	1 x LED green
Fault indicator LED	1 x LED red
Autonomy	2 h
Supply voltage	230 Vac - 50 Hz
Operation temperature	0 ÷ 40°C
Mains power	5.7 W
Battery	Ni-Cd (HT) 3.6 V – 1.5 Ah
Remote controllable	Yes (TL-300)
Protection rating	IP44 - IK04
Electrical insulation	Class II
Applicable legislation	CE marking (93/68/CEE): 2014/35/EU 2014/30/EU 2011/65/EU

Photometric curve

Cd/Klm



■ 0-180 ■ 45-225 ■ 90-270 ■ 135-315

DATA SHEET. Model: GLA-250B-2 _ Rev. 01 (February 2024)

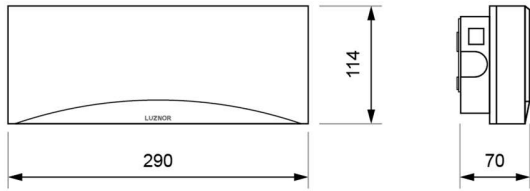


LUZNOR Desarrollos Electrónicos, S.L.
Paduleta, 47 · 01015 · Vitoria-Gasteiz · 945 200 961
NIF: B01266451 · luznor@luznor.com · www.luznor.com

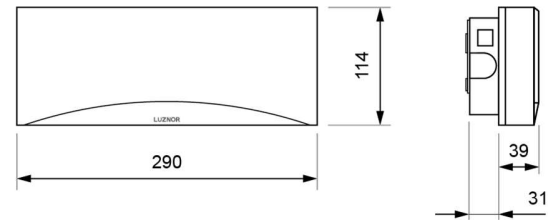


Dimensions

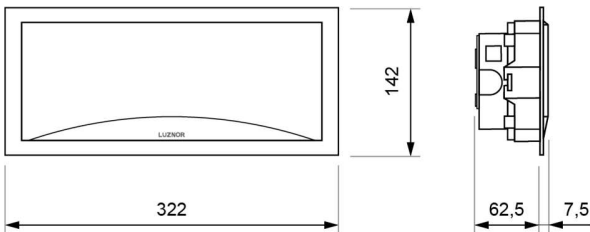
Surface mounting



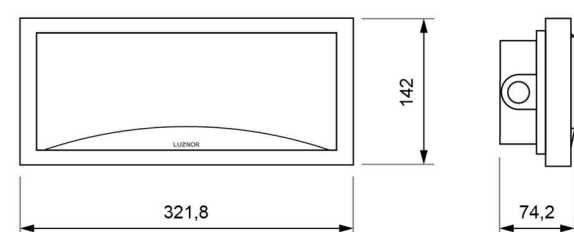
Recessed mounting (cut: 274 x 98 mm)



Flush mounting (cut: 298 x 124 mm)



Watertight mounting



Possibility of adding coloured ambient light

Unique features in the market due to the possibility of adding three LEDs of the desired color in the lower part of the luminaire, highlighting its attractive curve.

Autotest function

- Each emergency luminaire checks constantly the battery status and the electronics in the presence of mains power and performs automatically two types of different tests:

test	verification	duration	frequency
Functional	lamp, battery and electronics	6 min	3 months
Autonomy	lamp, battery, electronics and autonomy	1, 2 or 3 h (autonomy in emergency)	12 months

- In case of failure, this is indicated on the emergency luminaire by a red LED, whether the luminaire is connected to mains or in emergency mode. After solving the fault, the *reset* button must be pressed during 3 seconds to inform the luminaire that it has been restored.

- Possible signals:

